

Scaled data based on original data using
LM-79-08 Approved Method: Electrical and Photometric Measurements of Solid-
State Lighting Products

Test Report Prepared for
Cooper Lighting Solutions
(formerly Eaton)

Brand: INVUE

Report Number: P141381

Luminaire Tested: **ECM-E01-LED-E1-SLL-7050**

Issue Date: 03/03/2020

Test Information

Test Method: LM-79-08
Report Number: P141381
REPORT IS SCALED FROM IESNA LM-79-08 TEST DATA (P33693)
Test Lab: INNOVATION CENTER-P3
Issue Date: 03/03/2020
Manufacturer: COOPER LIGHTING SOLUTIONS (FORMERLY EATON)
Product Line: INVUE
Catalog Number: ECM-E01-LED-E1-SLL-7050
Description: EPIC CLASSICAL MEDIUM DECORATIVE LED LUMINAIRE
(1) LIGHTBARS WITH AccuLED OPTICS - 90° SPILL LIGHT ELIMINATOR LEFT
Light Source: (21) 5000K CCT, 70 CRI LEDs
Ballast/Driver: -

Summary

Lumens per Lamp: N/A
Luminaire Lumens: 2683.8 lumens
Efficiency: N/A
Efficacy: 108.7 lumens/watt
Luminous Opening: Rectangular (W 0.17' x L: 1' x H: 0')
IES Classification: Type IV - Short - Non-Cutoff
BUG Rating: B1 - U0 - G2

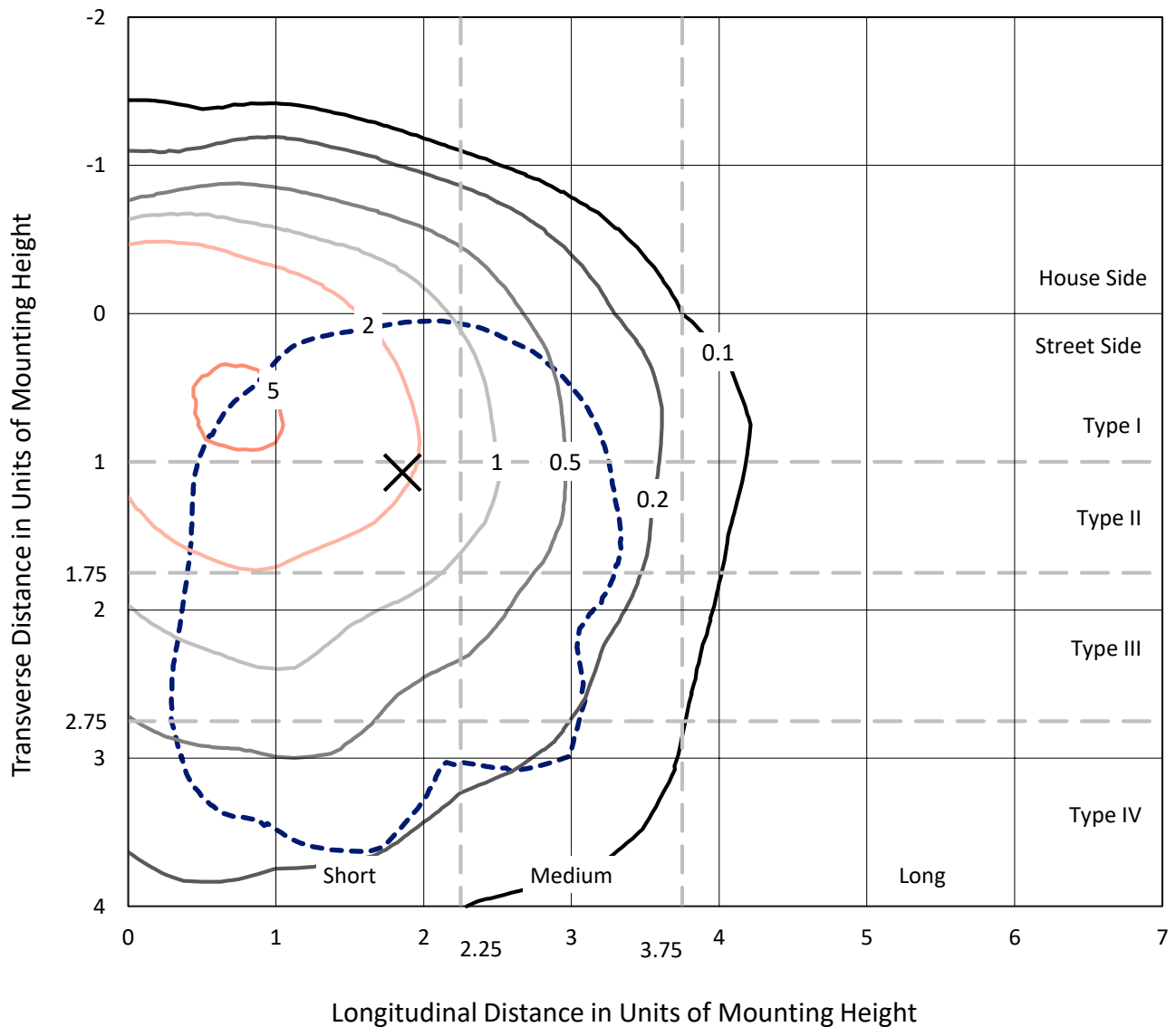
Input Watts (W): 24.7
Input Voltage (V): NR
Input Current (Ain): NR
Voltage Rise (V): NR
Power Factor: NR
Total Harmonic Distortion (THDi): NR
Frequency (hertz): 60
Stabilization Time: NR
Operation Time: NR
Ambient Temperature (°C): NR
Test Distance: 25 FT



REPORT NUMBER: P141381
 CATALOG NUMBER: ECM-E01-LED-E1-SLL-7050

Iso-Footcandle Lines of Horizontal Illumination

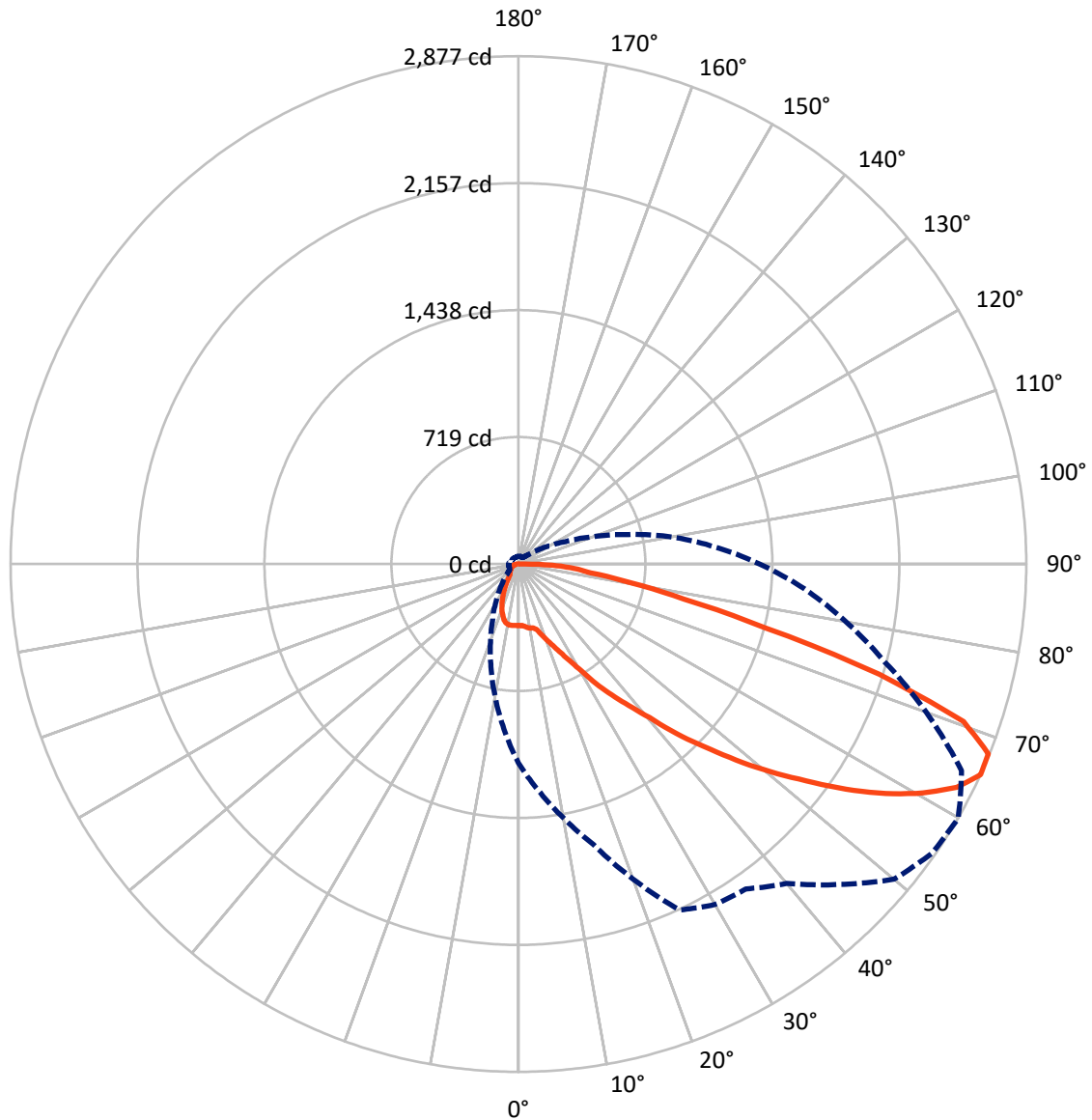
✕ Max cd
 - - - 1/2 Max cd



Based on 10 foot mounting height. Maximum calculated value = 5.7 fc
 Type IV - Short - Non-Cutoff

REPORT NUMBER: P141381
CATALOG NUMBER: ECM-E01-LED-E1-SLL-7050

Luminous Intensity Polar Plot



— Vertical Plane Through 60-Deg Lateral - - - Horizontal Cone Through 65-Deg Vertical

REPORT NUMBER: P141381

CATALOG NUMBER: ECM-E01-LED-E1-SLL-7050

FLUX DISTRIBUTION:

		Downward	Upward	Total
House Side	Lumens	497.8	0.0	497.8
	% Fixture	18.5	0.0	18.5
Street Side	Lumens	2186.0	0.0	2186.0
	% Fixture	81.5	0.0	81.5
Total	Lumens	2683.8	0.0	2683.8
	% Fixture	100.0	0.0	100.0

Coefficient of Utilization

ZONAL LUMENS:

Zone	Lumens	% Fixture
0°-10°	33.8	1.3
10°-20°	101.4	3.8
20°-30°	168.4	6.3
30°-40°	246.2	9.2
40°-50°	374.5	14.0
50°-60°	538.4	20.1
60°-70°	661.9	24.7
70°-80°	442.8	16.5
80°-90°	116.5	4.3
90°-100°	0.0	0.0
100°-110°	0.0	0.0
110°-120°	0.0	0.0
120°-130°	0.0	0.0
130°-140°	0.0	0.0
140°-150°	0.0	0.0
150°-160°	0.0	0.0
160°-170°	0.0	0.0
170°-180°	0.0	0.0
0°-90°	2683.8	100.0
0°-180°	2683.8	100.0



REPORT NUMBER: P141381

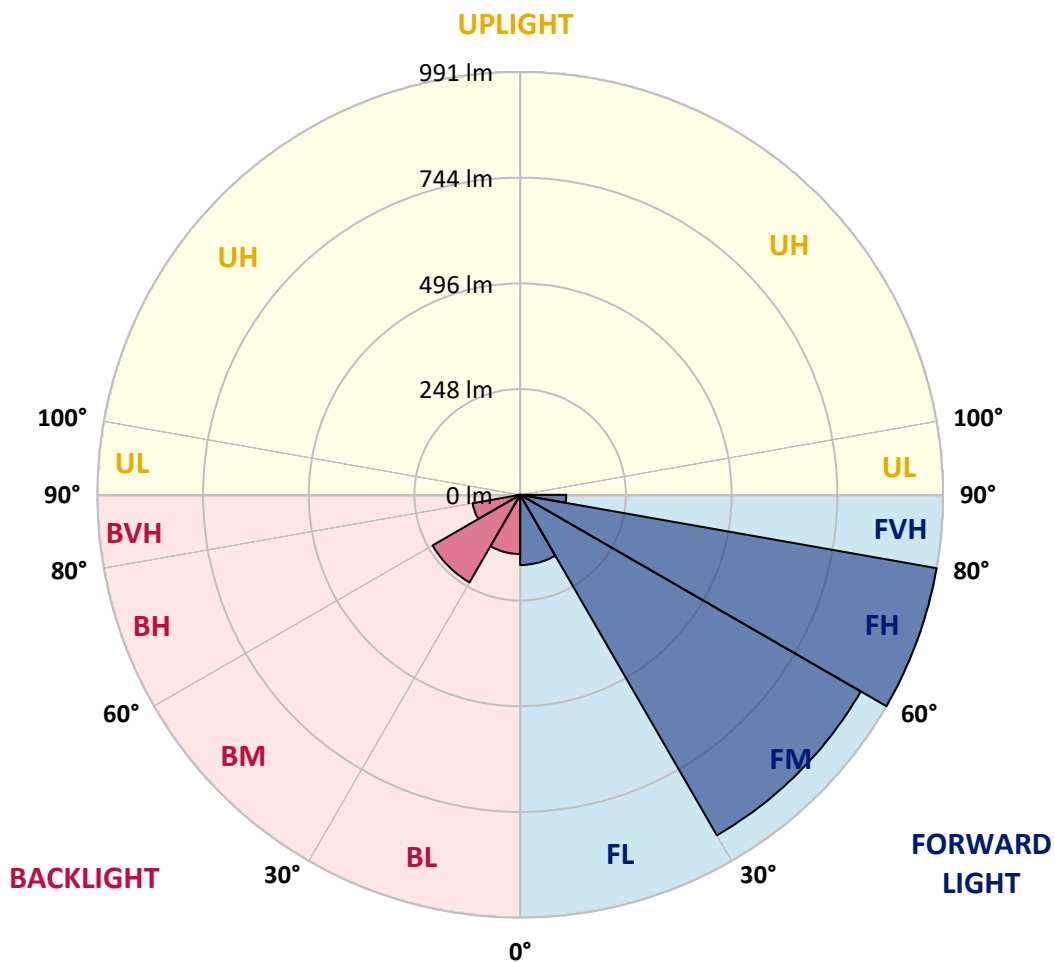
CATALOG NUMBER: ECM-E01-LED-E1-SLL-7050

LUMINAIRE CLASSIFICATION SYSTEM LUMEN TABLE AND BUG RATING:

Zone		Lumens	% Fixture	Zone Rating/Lumen Limit		
				B	U	G
FL	(0°-30°)	164.6	6.1			
FM	(30°-60°)	922.0	34.4			
FH	(60°-80°)	991.4	36.9			G1/1800
FVH	(80°-90°)	108.0	4.0			G2/225
BL	(0°-30°)	138.9	5.2	B1/500		
BM	(30°-60°)	237.1	8.8	B1/1000		
BH	(60°-80°)	113.3	4.2	B1/500		G1/500
BVH	(80°-90°)	8.5	0.3			G0/10
UL	(90°-100°)	0.0	0.0		U0/0	
UH	(100°-180°)	0.0	0.0		U0/0	

BUG Rating: B1-U0-G2

Type IV Short





REPORT NUMBER: P141381

CATALOG NUMBER: ECM-E01-LED-E1-SLL-7050

CANDELA DISTRIBUTION (FULL):

	0°	5°	10°	15°	20°	25°	30°	35°	40°	45°	50°
0°	348.9	348.9	348.9	348.9	348.9	348.9	348.9	348.9	348.9	348.9	348.9
2.5°	349.2	349.6	349.6	349.2	348.9	349.2	348.5	349.2	348.9	348.5	348.9
5°	344.8	345.1	345.8	345.8	346.5	347.8	348.2	349.9	350.9	351.3	352.6
7.5°	334.2	335.9	336.9	338.3	340.3	343.7	346.1	350.2	353.3	356.1	359.8
10°	327.7	329.7	331.8	334.9	337.9	342.4	346.5	351.6	355.7	359.8	364.3
12.5°	329.4	331.8	334.5	336.9	341.7	345.8	350.9	357.1	359.1	363.2	367.0
15°	343.4	345.5	347.5	350.2	354.7	359.5	366.3	373.2	374.5	379.0	383.1
17.5°	362.2	362.6	366.0	370.8	374.9	382.7	390.9	400.2	406.0	408.7	411.1
20°	381.7	382.7	388.2	392.7	401.9	412.2	424.1	437.8	442.6	454.6	459.0
22.5°	410.8	410.4	416.9	423.1	433.4	444.3	461.7	480.6	491.5	500.7	504.2
25°	454.9	455.9	454.9	463.8	474.4	492.2	509.6	528.4	534.9	551.0	558.5
27.5°	498.7	506.6	517.2	519.9	532.9	553.4	567.1	587.3	603.0	607.5	619.8
30°	539.4	555.8	573.3	588.0	611.2	636.2	656.7	679.6	680.6	688.9	692.3
32.5°	580.8	606.4	632.1	650.9	673.5	706.6	744.6	781.9	806.2	831.1	818.5
35°	632.8	672.8	708.7	737.8	756.9	787.7	831.5	892.0	931.0	960.8	977.9
37.5°	680.3	740.8	795.9	837.3	884.2	906.1	934.8	978.6	1023.4	1051.1	1065.4
40°	715.2	798.0	876.0	935.8	995.3	1047.7	1083.9	1119.5	1180.0	1214.6	1217.3
42.5°	742.6	847.9	942.0	1027.8	1115.4	1188.6	1232.4	1277.5	1354.5	1394.5	1391.4
45°	761.4	885.2	1001.8	1107.5	1213.5	1309.0	1393.5	1460.5	1539.2	1615.4	1600.0
47.5°	777.8	916.0	1049.4	1168.7	1296.0	1415.0	1520.3	1614.7	1718.7	1821.7	1827.8
50°	794.2	940.9	1092.5	1230.0	1373.3	1522.7	1650.0	1771.4	1901.4	2032.4	2062.5
52.5°	816.8	969.0	1132.5	1285.7	1452.3	1610.0	1751.9	1903.1	2063.8	2190.4	2275.9
55°	850.6	1008.0	1182.1	1341.5	1523.1	1696.8	1853.8	2028.3	2176.0	2332.3	2454.1
57.5°	906.1	1060.0	1239.5	1402.3	1591.5	1775.5	1938.7	2121.6	2262.6	2436.0	2588.9
60°	976.2	1130.8	1304.5	1474.5	1671.9	1886.0	2050.5	2185.9	2327.2	2502.7	2686.7
62.5°	1055.9	1210.8	1383.9	1559.3	1783.7	2015.6	2156.9	2234.2	2357.3	2548.5	2750.0
65°	1126.0	1285.7	1458.4	1644.5	1898.3	2162.0	2227.0	2246.5	2361.8	2567.0	2777.3
67.5°	1183.4	1367.1	1528.2	1713.6	2019.0	2255.0	2228.4	2189.4	2301.2	2522.2	2725.0
70°	1213.5	1403.4	1561.4	1719.8	2044.7	2268.0	2174.7	2068.6	2119.6	2335.8	2505.4
72.5°	1180.4	1375.0	1499.8	1598.3	1891.1	2108.0	1988.9	1788.8	1835.4	2044.7	2088.5
75°	1050.4	1285.4	1358.2	1354.8	1512.5	1624.7	1538.5	1410.9	1529.6	1616.8	1572.0
77.5°	784.3	1052.8	1093.5	1018.6	1052.1	1146.5	1065.1	1164.3	1308.3	1347.6	1262.8
80°	493.2	771.6	776.1	682.7	664.9	701.9	806.9	1017.9	1155.4	1147.2	1035.0
82.5°	274.7	500.4	547.9	462.4	440.5	531.2	718.6	830.8	812.7	805.8	659.8
85°	187.8	341.7	417.6	400.5	442.9	529.8	589.3	526.7	507.2	432.0	350.6
87.5°	76.3	153.9	258.9	297.6	315.7	387.5	339.3	276.4	212.7	201.8	173.4
90°	0.0	0.0	0.0	0.0	0.0	0.0	0.0	0.0	0.0	0.0	0.0



REPORT NUMBER: P141381

CATALOG NUMBER: ECM-E01-LED-E1-SLL-7050

CANDELA DISTRIBUTION (continued):

	55°	60°	65°	70°	75°	80°	85°	90°	95°	100°	105°
0°	348.9	348.9	348.9	348.9	348.9	348.9	348.9	348.9	348.9	348.9	348.9
2.5°	347.8	348.5	348.5	348.9	349.2	349.6	349.6	349.6	349.9	350.2	349.9
5°	353.0	354.0	354.7	354.7	355.4	356.1	356.7	356.4	357.4	358.1	358.5
7.5°	361.2	363.2	365.0	366.3	367.0	367.0	367.0	366.0	367.0	367.3	367.7
10°	367.0	369.4	369.7	371.1	370.8	370.4	369.7	369.1	369.4	370.1	371.1
12.5°	368.7	371.1	371.8	372.8	372.5	372.1	370.8	370.8	370.4	371.5	372.5
15°	382.7	384.8	388.2	385.1	385.5	382.7	380.3	379.0	378.3	379.0	379.7
17.5°	414.9	418.3	416.9	412.2	411.8	406.0	405.0	398.1	398.1	398.1	396.1
20°	459.0	458.7	456.3	451.5	441.2	439.2	431.6	426.2	421.0	420.0	417.6
22.5°	507.2	502.1	500.7	490.8	484.3	472.0	460.7	456.6	451.8	450.8	450.5
25°	554.1	556.1	546.2	541.4	525.0	514.1	507.6	497.3	497.3	496.0	494.2
27.5°	612.9	619.8	608.8	602.0	586.6	571.2	559.9	553.8	547.3	542.8	530.5
30°	696.0	700.5	693.0	678.9	659.8	632.4	617.0	610.2	598.2	583.2	563.0
32.5°	813.0	806.9	781.2	756.6	731.6	705.6	687.1	674.8	656.4	626.3	588.0
35°	964.5	911.5	879.4	845.5	816.8	787.7	773.7	751.5	709.4	660.5	609.2
37.5°	1039.1	1015.5	978.6	953.3	919.0	890.0	858.2	820.2	765.8	695.7	624.6
40°	1188.6	1144.1	1115.4	1086.6	1044.6	1004.9	961.8	900.6	813.0	725.8	636.5
42.5°	1345.6	1312.7	1260.7	1222.4	1191.0	1125.3	1056.9	971.4	861.2	753.2	647.5
45°	1550.1	1474.9	1410.6	1378.1	1316.2	1236.1	1156.4	1034.3	905.7	781.9	659.8
47.5°	1755.7	1658.9	1592.5	1532.0	1466.0	1358.6	1234.4	1089.0	939.9	805.8	670.0
50°	1976.3	1848.7	1772.1	1699.6	1590.8	1460.8	1302.8	1134.2	975.5	828.4	679.3
52.5°	2200.7	2039.6	1930.1	1845.6	1710.9	1550.1	1364.7	1181.0	1013.5	850.3	686.8
55°	2402.5	2251.3	2110.0	1979.7	1817.6	1630.8	1421.5	1223.1	1047.7	873.2	691.6
57.5°	2585.4	2453.8	2285.1	2110.4	1915.7	1705.7	1473.8	1268.6	1079.8	890.0	691.3
60°	2711.0	2634.0	2458.9	2245.8	2018.3	1774.5	1536.8	1319.2	1108.2	901.9	688.5
62.5°	2801.3	2785.9	2633.0	2376.1	2102.1	1836.4	1597.6	1361.3	1128.7	903.3	676.9
65°	2857.7	2876.5	2769.1	2458.9	2149.0	1883.6	1627.7	1365.1	1114.0	880.7	646.1
67.5°	2822.1	2870.7	2768.4	2423.0	2104.2	1839.5	1583.6	1302.1	1035.7	810.6	577.0
70°	2601.5	2674.4	2573.5	2184.9	1885.0	1669.1	1421.2	1118.5	891.0	667.7	455.9
72.5°	2040.6	2136.7	2048.4	1782.0	1560.4	1379.8	1195.8	878.3	679.3	490.5	306.5
75°	1407.8	1444.8	1392.1	1208.1	1140.0	1069.5	897.5	590.4	448.8	302.7	180.3
77.5°	1092.1	958.4	857.5	782.2	780.9	767.9	587.3	353.3	268.5	166.6	100.2
80°	821.2	644.7	532.2	465.5	484.0	541.1	342.4	181.3	138.9	92.0	61.6
82.5°	540.4	411.5	328.4	290.7	293.8	339.3	172.0	99.9	68.4	52.3	40.0
85°	329.4	319.8	285.3	258.9	238.7	233.3	133.7	76.6	38.0	27.0	20.5
87.5°	160.8	190.5	232.6	235.7	202.5	171.7	69.4	21.9	16.1	8.6	6.2
90°	0.0	0.0	0.0	0.0	0.0	0.0	0.0	0.0	0.0	0.0	0.0



REPORT NUMBER: P141381

CATALOG NUMBER: ECM-E01-LED-E1-SLL-7050

CANDELA DISTRIBUTION (continued):

	110°	115°	120°	125°	130°	135°	140°	145°	150°	155°	160°
0°	348.9	348.9	348.9	348.9	348.9	348.9	348.9	348.9	348.9	348.9	348.9
2.5°	350.2	352.0	351.3	350.9	350.9	352.6	352.6	352.0	352.0	352.3	352.3
5°	358.5	360.2	359.5	359.8	360.5	360.8	361.9	360.8	360.2	360.8	360.5
7.5°	368.0	369.7	369.4	370.1	370.8	371.5	372.1	371.8	371.1	371.1	370.8
10°	372.1	375.6	376.9	378.3	380.0	380.7	381.7	381.7	380.3	380.3	378.6
12.5°	374.9	377.6	381.0	383.1	386.2	388.6	389.6	389.9	388.9	387.5	385.8
15°	380.7	382.7	386.2	388.2	392.0	395.1	397.1	396.8	395.4	391.6	386.5
17.5°	395.1	394.7	396.1	397.4	398.5	400.2	399.5	396.4	389.9	383.1	375.9
20°	416.6	416.3	414.2	411.1	407.4	402.6	395.1	385.8	374.9	362.6	351.6
22.5°	447.0	444.0	441.2	433.0	420.0	403.9	384.4	366.3	353.3	341.4	329.4
25°	487.4	479.9	466.5	447.4	426.9	402.9	374.5	350.2	333.8	319.8	307.8
27.5°	512.7	495.3	473.0	446.7	419.3	388.6	357.1	333.1	314.7	299.3	285.6
30°	534.3	502.8	471.7	438.1	403.6	371.8	338.6	313.0	291.4	274.3	257.9
32.5°	546.2	504.2	465.2	425.1	387.5	351.3	315.4	287.7	267.1	245.9	223.3
35°	553.8	500.1	452.9	407.7	366.3	328.7	291.1	260.6	233.6	207.6	185.0
37.5°	555.8	493.2	436.8	388.2	341.0	300.0	264.4	228.8	201.8	173.8	147.8
40°	554.8	480.2	416.6	357.8	308.2	268.5	234.0	201.5	171.7	146.7	121.8
42.5°	550.7	465.5	392.7	332.8	282.9	244.9	213.1	180.3	153.6	126.9	105.7
45°	549.3	451.1	374.5	313.6	265.8	228.5	197.4	165.5	137.5	112.2	91.0
47.5°	546.2	438.1	357.8	298.9	251.7	215.8	183.7	152.5	123.5	100.6	80.0
50°	539.4	424.1	345.5	287.7	240.1	203.2	170.3	136.8	108.4	85.9	70.1
52.5°	532.2	415.2	337.6	276.4	227.8	188.1	155.6	121.8	95.1	73.9	61.9
55°	525.0	408.4	327.0	263.0	211.7	172.7	139.9	108.8	83.8	65.7	57.1
57.5°	517.2	399.2	314.0	245.9	193.6	155.6	122.8	93.4	72.9	59.2	53.4
60°	510.7	386.2	291.4	222.0	169.3	131.7	101.9	78.0	61.9	53.4	51.0
62.5°	493.6	361.2	258.9	186.8	137.5	103.0	77.6	60.9	52.0	47.9	48.2
65°	452.2	305.4	205.6	145.7	96.5	69.1	55.4	46.5	42.4	42.4	43.4
67.5°	381.0	232.6	145.7	92.7	63.3	49.9	42.4	38.6	38.0	38.6	40.4
70°	269.9	150.8	91.3	60.5	47.5	40.4	36.6	35.2	34.5	35.2	35.9
72.5°	166.2	88.9	58.1	47.2	40.7	36.3	33.9	32.8	32.5	32.5	32.2
75°	90.6	59.5	46.5	41.0	36.9	33.5	31.1	29.4	29.1	29.4	28.7
77.5°	57.8	46.5	41.4	38.0	34.2	29.8	27.7	26.3	26.3	26.0	25.3
80°	45.1	41.4	38.0	34.5	28.7	25.3	23.3	22.9	22.6	22.2	22.2
82.5°	33.9	32.8	31.1	28.0	22.9	20.2	19.2	19.2	18.8	17.8	17.8
85°	19.5	19.2	20.5	18.1	15.4	13.3	13.3	13.7	14.0	13.7	12.7
87.5°	6.5	5.5	5.8	5.8	4.8	3.8	5.1	6.2	5.8	5.1	6.2
90°	0.0	0.0	0.0	0.0	0.0	0.0	0.0	0.0	0.0	0.0	0.0



REPORT NUMBER: P141381

CATALOG NUMBER: ECM-E01-LED-E1-SLL-7050

CANDELA DISTRIBUTION (continued):

	165°	170°	175°	180°	185°	190°	195°	200°	205°	210°	215°
0°	348.9	348.9	348.9	348.9	348.9	348.9	348.9	348.9	348.9	348.9	348.9
2.5°	351.3	352.0	353.3	352.0	351.3	351.3	350.6	350.9	349.9	348.9	349.2
5°	359.8	359.1	359.8	358.8	356.7	356.4	355.0	355.0	353.7	352.3	351.6
7.5°	369.4	368.4	368.7	366.7	364.3	362.6	360.8	360.2	358.5	356.4	355.0
10°	376.9	375.9	375.2	372.8	369.7	368.0	365.6	364.3	362.6	359.8	358.5
12.5°	381.7	379.3	377.9	373.8	371.1	369.4	366.7	366.0	363.9	361.5	360.5
15°	380.7	375.2	371.1	366.3	362.6	360.2	357.8	357.1	356.1	355.0	353.0
17.5°	363.9	357.1	352.6	342.7	337.2	334.9	334.5	334.2	333.5	333.5	331.1
20°	340.7	332.8	326.0	316.4	309.2	306.8	300.3	298.6	296.5	298.6	296.5
22.5°	319.8	309.9	302.0	294.2	285.6	278.8	270.2	266.1	260.3	258.9	259.6
25°	297.6	285.3	275.3	266.1	256.9	247.3	239.4	233.6	229.8	224.7	219.9
27.5°	270.5	260.3	246.9	239.4	228.5	217.9	209.7	203.5	196.7	192.6	185.7
30°	243.2	227.5	214.1	203.5	191.5	186.4	178.5	172.0	165.9	161.4	155.6
32.5°	207.6	191.2	177.2	164.9	156.7	149.5	144.7	139.2	136.1	132.4	128.6
35°	170.0	149.5	132.7	127.2	118.0	118.3	115.9	113.2	110.8	107.4	107.1
37.5°	128.3	112.2	101.2	94.4	93.0	91.0	91.3	91.0	90.3	89.3	89.3
40°	101.6	87.2	80.0	78.7	78.7	78.3	78.0	78.0	78.0	77.3	77.0
42.5°	86.9	76.6	74.2	73.5	72.9	72.5	71.8	70.8	70.8	70.1	69.1
45°	76.6	70.8	70.1	69.4	69.4	68.4	67.4	66.7	66.4	66.0	65.3
47.5°	70.1	67.0	66.4	65.7	65.3	64.6	63.6	62.6	62.3	61.9	61.9
50°	62.9	60.9	60.9	60.9	59.9	59.2	58.1	57.5	57.5	57.1	56.8
52.5°	57.8	56.8	56.4	56.1	55.4	54.4	53.7	53.4	53.0	53.4	53.0
55°	55.4	54.7	54.4	53.7	53.0	52.0	51.3	50.3	49.9	50.6	50.6
57.5°	52.7	52.3	52.0	51.3	50.6	49.3	48.2	47.5	47.5	48.6	48.2
60°	51.6	51.3	51.0	50.6	49.6	47.9	46.2	45.5	45.5	46.5	46.5
62.5°	49.3	48.9	48.6	48.2	46.9	45.5	43.8	43.1	43.4	44.1	45.1
65°	44.8	45.1	44.8	44.8	43.8	42.8	41.7	41.0	40.7	41.0	42.1
67.5°	40.7	41.0	41.0	41.0	40.7	39.7	39.0	38.0	37.3	37.6	38.0
70°	36.9	37.3	37.6	37.6	36.9	35.9	34.9	33.9	33.5	33.9	33.9
72.5°	32.8	32.8	32.8	33.2	32.8	32.5	31.1	29.8	29.8	29.4	29.8
75°	28.7	28.7	28.7	28.7	28.0	28.0	27.4	26.0	25.7	26.0	26.3
77.5°	25.3	24.6	24.3	24.3	24.3	23.6	23.3	23.3	22.9	22.9	22.9
80°	20.9	20.2	19.5	19.2	19.5	19.5	20.2	20.2	19.8	19.8	19.8
82.5°	16.4	15.0	14.7	14.7	14.0	14.7	16.1	17.8	17.1	17.4	17.4
85°	12.0	10.6	9.9	9.9	9.2	10.6	12.3	13.7	13.0	13.7	13.3
87.5°	5.5	5.1	4.1	3.4	4.1	6.2	7.2	7.5	6.5	7.9	7.9
90°	0.0	0.0	0.0	0.0	0.0	0.0	0.0	0.0	0.0	0.0	0.0



REPORT NUMBER: P141381

CATALOG NUMBER: ECM-E01-LED-E1-SLL-7050

CANDELA DISTRIBUTION (continued):

	220°	225°	230°	235°	240°	245°	250°	255°	260°	265°	270°
0°	348.9	348.9	348.9	348.9	348.9	348.9	348.9	348.9	348.9	348.9	348.9
2.5°	350.6	349.2	348.9	349.2	348.5	349.6	349.6	349.2	349.2	348.9	349.6
5°	352.6	350.9	349.9	349.9	349.2	350.2	349.6	349.2	348.9	348.9	348.9
7.5°	355.7	353.3	351.6	350.6	349.2	349.2	348.2	347.2	346.5	346.1	346.1
10°	358.5	355.0	352.3	349.9	347.8	346.1	344.4	342.0	341.4	340.7	341.0
12.5°	358.1	354.3	350.2	346.5	341.7	339.6	335.2	332.5	332.5	330.7	331.8
15°	350.6	344.1	338.3	332.1	326.3	322.2	316.7	313.6	311.9	311.6	314.0
17.5°	328.0	321.9	316.4	309.5	302.0	299.3	295.5	294.2	293.1	294.8	296.5
20°	297.6	289.7	284.6	280.5	280.5	279.8	278.1	275.7	273.6	273.3	275.3
22.5°	254.5	251.4	252.4	249.7	249.7	248.3	251.1	246.6	249.0	246.9	248.0
25°	218.6	217.2	216.5	216.2	216.2	218.6	218.2	218.9	216.5	217.9	217.5
27.5°	186.1	184.4	182.0	183.3	184.7	186.4	187.1	187.4	189.5	185.7	187.1
30°	154.9	152.2	153.9	152.5	153.2	152.9	152.9	152.9	154.3	157.0	154.9
32.5°	126.9	125.5	127.2	124.8	125.2	125.2	124.5	123.5	124.2	121.1	123.5
35°	105.0	103.3	104.7	103.6	102.6	99.9	98.8	97.1	97.5	96.8	96.5
37.5°	87.9	87.6	86.5	86.5	85.9	85.5	83.8	84.1	84.5	85.2	85.2
40°	75.9	75.6	75.2	75.9	76.3	76.6	77.3	78.0	79.0	80.0	81.1
42.5°	69.1	69.1	69.1	70.5	71.5	73.2	74.2	75.6	77.0	78.7	80.0
45°	65.0	64.6	65.3	66.4	68.1	69.8	71.5	73.5	75.6	77.3	78.3
47.5°	61.6	61.2	61.9	62.9	64.6	67.4	69.8	72.2	74.6	76.3	77.0
50°	57.1	57.1	57.5	58.5	60.2	62.6	65.0	67.7	70.1	71.5	72.2
52.5°	53.7	54.0	54.0	55.1	56.8	58.8	61.2	63.6	65.3	66.4	67.7
55°	50.3	51.0	51.0	52.0	53.7	56.1	59.2	61.2	63.3	64.6	65.7
57.5°	47.9	48.2	48.2	49.6	51.6	53.7	56.8	59.5	61.9	63.6	65.0
60°	45.8	46.2	45.8	47.5	49.3	51.6	54.4	57.5	60.9	63.3	64.3
62.5°	44.1	44.1	43.8	45.1	46.2	47.5	49.9	53.4	56.4	58.5	59.5
65°	42.1	42.1	41.4	42.8	42.8	44.8	46.5	49.6	52.0	54.4	55.1
67.5°	38.0	38.6	38.3	39.3	40.7	42.1	44.1	46.5	48.9	50.6	51.6
70°	33.9	34.2	35.2	35.9	37.3	38.0	39.7	41.4	43.8	44.8	45.8
72.5°	30.1	30.4	31.1	31.8	33.2	33.9	35.2	36.6	38.6	39.7	40.7
75°	26.3	26.7	27.0	27.7	28.4	29.1	29.8	31.1	32.5	33.9	34.9
77.5°	22.6	22.9	23.9	23.6	24.3	24.6	25.7	26.3	27.0	28.4	29.8
80°	19.8	19.5	20.2	20.5	21.2	21.2	21.9	21.9	22.9	22.9	23.3
82.5°	16.8	16.4	17.1	18.1	18.5	18.5	19.2	17.8	17.4	17.8	18.8
85°	12.7	13.0	13.3	14.7	15.0	15.0	15.7	14.7	13.3	13.3	14.0
87.5°	7.2	5.5	7.9	9.2	9.2	9.6	10.3	9.9	9.6	7.5	7.9
90°	0.0	0.0	0.0	0.0	0.0	0.0	0.0	0.0	0.0	0.0	0.0



REPORT NUMBER: P141381
 CATALOG NUMBER: ECM-E01-LED-E1-SLL-7050

REPORT N
 CATALOG

CANDELA DISTRIBUTION (continued):

CANDELA

	275°	280°	285°	290°	295°	300°	305°	310°	315°	320°	325°	
0°	348.9	348.9	348.9	348.9	348.9	348.9	348.9	348.9	348.9	348.9	348.9	0°
2.5°	349.2	349.6	349.9	350.2	350.6	350.2	350.9	350.2	350.6	349.9	349.6	2.5°
5°	348.9	349.2	349.2	349.9	350.2	349.2	349.9	348.9	348.9	348.2	347.2	5°
7.5°	346.5	347.2	347.2	347.8	347.8	346.8	346.8	344.8	344.1	341.7	340.0	7.5°
10°	341.7	342.7	343.4	344.8	345.5	343.7	342.7	340.3	337.6	334.9	332.1	10°
12.5°	333.5	333.8	336.2	338.3	339.3	340.3	339.6	339.3	336.6	334.9	333.8	12.5°
15°	314.7	317.4	319.8	324.6	328.0	331.8	334.5	337.6	339.0	340.7	341.4	15°
17.5°	298.3	301.3	303.0	307.1	310.6	316.4	323.6	331.4	336.9	343.7	350.2	17.5°
20°	275.3	280.5	281.8	288.3	292.8	300.3	308.2	318.1	329.0	339.6	351.3	20°
22.5°	249.7	252.1	254.8	261.7	267.1	276.7	288.7	302.4	315.0	329.7	346.5	22.5°
25°	218.6	221.6	224.4	231.9	239.8	248.7	263.0	279.8	295.9	315.4	337.2	25°
27.5°	187.8	190.2	195.0	200.4	209.3	218.9	236.7	255.2	273.6	297.2	323.2	27.5°
30°	155.6	158.0	160.4	166.9	176.1	187.4	203.5	225.4	247.3	272.6	303.4	30°
32.5°	124.8	125.5	130.3	135.1	143.0	152.5	170.0	191.2	214.8	245.6	276.0	32.5°
35°	97.5	101.6	103.6	110.1	114.9	124.8	139.6	159.0	183.7	214.8	247.6	35°
37.5°	86.5	87.9	90.6	95.4	101.9	110.8	121.1	136.1	157.3	183.7	214.5	37.5°
40°	82.4	83.8	85.9	89.6	95.8	104.0	112.5	124.5	140.9	161.8	189.5	40°
42.5°	81.1	81.4	82.1	85.5	91.7	100.9	111.2	122.4	135.1	151.9	173.8	42.5°
45°	79.4	79.4	79.7	82.1	87.6	97.1	110.1	124.5	138.9	153.9	172.4	45°
47.5°	78.0	78.3	78.0	79.0	83.1	92.3	106.7	124.2	143.3	162.8	183.0	47.5°
50°	72.5	72.5	72.9	73.2	76.3	85.2	99.2	118.3	141.9	168.3	196.0	50°
52.5°	68.1	68.7	68.7	69.4	71.5	78.7	92.7	112.9	138.5	169.3	206.6	52.5°
55°	66.7	67.4	67.7	67.7	69.1	75.2	88.6	107.7	134.8	168.3	210.7	55°
57.5°	65.7	66.4	66.7	66.4	67.4	72.5	84.8	103.6	130.7	165.9	212.4	57.5°
60°	64.6	65.0	64.3	63.6	64.0	68.4	79.4	97.8	125.9	162.5	211.7	60°
62.5°	59.9	60.2	59.5	58.8	58.1	61.6	71.5	89.6	115.9	154.6	206.2	62.5°
65°	55.8	55.8	55.8	55.1	54.4	56.4	63.6	79.0	101.9	140.6	193.6	65°
67.5°	52.3	52.0	52.0	51.6	51.0	51.6	56.1	66.7	84.5	118.3	170.7	67.5°
70°	46.9	46.5	46.9	46.5	45.8	45.8	47.9	53.7	65.7	86.9	132.7	70°
72.5°	41.4	41.7	42.4	42.4	42.4	42.8	42.8	44.5	51.0	62.3	90.3	72.5°
75°	35.6	35.9	36.9	38.3	37.6	38.0	38.0	39.0	42.4	49.3	63.3	75°
77.5°	30.1	31.1	32.5	32.8	31.8	31.8	32.5	34.2	37.3	41.4	48.2	77.5°
80°	24.6	26.0	26.3	27.0	27.4	27.4	28.0	29.4	32.5	37.6	43.1	80°
82.5°	19.5	20.5	21.5	22.6	23.3	24.3	24.6	25.3	28.4	33.5	39.7	82.5°
85°	14.7	15.7	17.1	18.1	18.8	19.8	19.5	19.8	21.5	25.7	30.1	85°
87.5°	8.9	8.9	9.9	10.3	10.6	10.6	11.3	9.9	10.6	13.7	16.4	87.5°
90°	0.0	0.0	0.0	0.0	0.0	0.0	0.0	0.0	0.0	0.0	0.0	90°



NUMBER: P141381

NUMBER: ECM-E01-LED-E1-SLL-7050

DISTRIBUTION (continued):

330°	335°	340°	345°	350°	355°	360°
348.9	348.9	348.9	348.9	348.9	348.9	348.9
349.9	349.6	349.2	349.6	350.2	350.2	349.2
347.5	346.5	345.8	345.8	345.8	345.5	344.8
339.3	337.6	336.6	335.9	335.5	335.5	334.2
330.4	329.4	327.3	326.6	327.0	328.0	327.7
332.5	329.4	328.4	328.4	328.0	329.7	329.4
343.7	343.7	342.4	342.0	341.4	343.4	343.4
355.7	358.8	360.2	358.8	359.1	359.5	362.2
362.2	371.1	375.9	379.7	380.0	382.1	381.7
363.2	379.3	392.0	400.2	407.7	411.5	410.8
358.1	380.3	402.6	423.4	439.2	447.7	454.9
351.3	377.6	406.3	435.8	461.4	484.3	498.7
335.2	368.7	405.7	443.3	479.9	512.7	539.4
312.6	351.3	395.4	445.0	496.3	541.8	580.8
282.5	323.9	377.6	438.5	506.2	573.9	632.8
250.0	295.5	354.3	427.5	511.3	599.6	680.3
221.6	266.4	330.7	413.5	510.7	616.3	715.2
203.2	245.2	310.2	400.2	507.2	625.9	742.6
197.0	235.0	296.5	389.6	505.2	632.8	761.4
205.2	238.1	293.5	384.8	504.5	640.6	777.8
224.4	255.2	305.1	392.7	510.7	648.5	794.2
242.5	279.1	330.4	415.2	533.6	671.4	816.8
257.2	305.1	357.8	445.0	566.4	707.0	850.6
265.4	325.3	393.3	486.4	611.2	759.3	906.1
268.8	339.3	423.8	529.8	667.7	819.2	976.2
267.5	345.8	445.7	569.5	718.6	884.8	1055.9
258.9	345.8	459.4	601.3	761.4	937.2	1126.0
238.4	333.8	460.7	619.8	794.2	981.3	1183.4
200.8	299.3	437.8	617.7	804.5	995.3	1213.5
140.6	223.3	365.3	558.2	760.7	962.1	1180.4
87.2	139.2	261.7	431.6	633.1	816.4	1050.4
61.2	84.5	149.8	273.3	435.8	608.5	784.3
51.0	62.3	85.5	150.5	262.0	374.9	493.2
44.1	50.3	59.5	85.9	133.4	199.7	274.7
32.8	36.6	41.0	56.4	84.1	123.5	187.8
13.3	15.0	16.8	22.6	51.6	71.1	76.3
0.0	0.0	0.0	0.0	0.0	0.0	0.0

(END OF REPORT)